

Quality of Residents' Lives in Autonomous Regions of North Sumatra

Dr. Indra Jaya, M.Pd
State Islamic University of North Sumatera

ABSTRACT: *There are various factors that can improve the quality of life of the population such as physical quality factor, the quality of non-physical factors and attitudes about environmental management. These factors are not only important in promoting improved quality of life of the population in sustainable development, but also as the dominant factor affecting the implementation of the political life, social life, the use of functions in ecological dimension and the implementation of applicable legislation.*

Keywords: *Quality of Residents' Live, Autonomous Regions*

I. BACKGROUND

The strong desire in the community to form a new autonomous district in North Sumatra was driven by several things. First, differences in opportunity, and uneven fulfillment in exploiting natural resources that are perceived by stakeholders who live inside and outside of the main districts.

The second reason for that is the issuance of Law No. 5 of 1974, No. 22 of 1999, No. 32 of 2004 on Local Governance, and Law No. 25 of 1999 on Financial Balance between Central and Regional districts. Equitable developments, as well as the historical background, trigger the initial changes in each district / city and even at the level of provinces across Indonesia. They are vying for position in the strategic region. Whereas in efforts to establish new districts, funds of huge amount is needed.

Therefore, it takes resources that need to be able to cope with operational funds for the wheels of government in the new district. One way is to exploit the remaining massive wealth of natural resources.

If the process of exploitation is not controlled by attitudes and wise behavior in the management and utilization of natural resources, it is ascertained that in a not very long run, the exploitation may have a serious negative impact on the environment which commonly seen from a decrease in the quality of the natural and social environment. Additionally, the quality of the artificial future environment will no longer available for the next generation, for the main and the new districts as well.

Based on the problems described earlier, researcher assumes that the separation of area between the main district and the new autonomous district has links with developmental issues, the quality of life of the population environmentally where the pursuit of accelerated development is more likely to prioritize the physical qualities variables such as health, education, and primarily on economic factors so that the level of quality that is formed on the output of previous development are mainly temporal life quality and not the quality of life that are environmentally sustainable.

II. LITERATURE REVIEW

Community Participation in Regional Development

Participation is the involvement of a person or group of people in a conscious activity. Participation means readiness to accept certain responsibilities and implement them. It can also mean readiness to contribute. Participation here can be interpreted as a condition in which individuals, groups, and communities give the influence to support the success of a project / developmental program (Yoni Yulianti; 2012: 7), (Taufik; 2012: 344), (NuringSeptiyasa; 2013: 61).

Furthermore, NuringSeptiyasa (2013: 61) stated that there are two forms of participation: (1). the real form of participation that consists of money, possessions, power and skill participation; (2). unreal forms of participation which consist of ideas participation, social participation, the participation in decision-making and representative participation.

Further described by Kogoya (2015: 5) that the level of participation seen from the amount of willingness or sincerity of participation (society) can be divided into two: the genuine and pseudo participation. Genuine participation implies the willingness and involvement of the community democratically, equitable benefit sharing, togetherness within the provisions of goals, policies, planning and implementation. When the community involvement in policy implementation is limited, decision-making is done by outside parties or determined by the government, the participation conducted is a pseudo participation.

The development of infrastructure is the duty and obligation of the government in the provision. For that, it is necessary to set up a division of participation which is based on willingness, and the role and authority

of the people as participants. Power related to the responsibility that rests with the government. In this context, if the community had a role in providing information but the government does not give authority to the community to collaborate, the participation of these exist at the level of passive participation. While active participation is a participation related to the actions taken by local people such as working for a fee. This is in line with that proposed by Dea (2013: 382) who said that participation involves more of mental and emotional than physical, so the personal participation is expected to be more needed than the physical participation of its own.

Based on the theories above, there are some important things pertaining to the principles of participation, including: (1) participation not only covers the participation of physics but also thoughts and feelings (mental and emotional), (2) Participation may be used to motivate people to donate their capabilities to the situation of the group so that the power of creative thinking ability and initiative arises and can be directed to the goals of the group, (3) Participation implies encouraging people to participate in charge of the organizational activities.

Henryk (2013: 614), Dea (2013: 385) said that the notion of development as a "process" of development illustrates a development, both of which include the growth process or change in a common life of (organization) social and cultural. In line with the previous opinion, according to Hermansyah (2015: 355) development is one of the efforts of improving the quality of life, from the less fortunate to a better condition by using existing resources. Development that leads to better changes and improvements are usually society welfare and prosperity-oriented development.

Confirmed by Karof (2013: 1750), Timtim (2013: 3), development is a physical reality once the determination of a community to make a major effort through a series combination of social processes, economic and other institutional processes in order to achieve a better life. The development process in society should have three core objectives as follows: 1) Increasing the availability and expansion of the distribution of basic necessities such as food, clothing, shelter, health and safety protection, 2) Improvement of living standards not only in the form increased revenue, but also in form of the addition of employment, improvement of the quality of education, as well as increased attention to the cultural values and humanity, all of which was not only to improve the welfare of material, but also to foster personal and national identity of the concerned party 3) expansion of choice of economy and social options for each individual as well as the nation as a whole which is done not only by liberating them from winding attitude of other nations, but also by going against any force that could potentially degrade their human values.

The conception of sustainable development recommends seven policies on the development and the environment as follows: (1) Revisiting the meaning of development. (2) Changing the orientation of the development of economic growth as a measure of development progress and quality of construction. (3) Meeting the basic needs for jobs, food, energy, water, and sanitation. (4) Ensuring the creation of sustainability at a certain growth rate. (5) Adjust the balance between utilization and conservation of resources. (6) Changing the direction of technology development and managing its risks (7) Integrating the environmental and economics considerations in decision-making.

According to Andre (2012: 36), Community participation in village development is the participation of a group of people actively in every effort or development activities both in the meetings and in contributing any required contribution. In the process of development, community participation is expected in all stages of development, starting from planning, implementation, deployment and evaluation phase. Through a community-based development, the development of an area that is completely in accordance with the needs and aspirations of the community can be well- achieved.

Another opinion that supported the importance of community participation in development is Teraik's (2015: 3) which suggested that participation in the national development process is the main prerequisite which can underpin the success of Indonesia in the development process. Community participation in development is not only as part of the process but also a part of the goal, where participation is one of the determining indicators of the success rate of rural area developmental programs. Dea (2013: 381) says that a community-based development can spur regional development that truly fit the needs and aspirations of the community.

According to Yuni (2012: 354), Taufik (2012: 344) the growth of public participation cannot be separated from the factor of the social character of the community. Socially, there are characters known as socio-economic and socio-cultural. The social-cultural character of the community is affected by the level of education, while the socio-economic character is influenced by the level of economic ability of the people. Community participation in development is influenced by these characteristics of the community. These factors determine the form and level of community participation in an activity that takes place.

Based on the previous description, the synthesis of community participation in local development in this study is the involvement of the community to participate in local development by giving a donation to the local government voluntarily in the form of 1) Contribution, 2) power, 3) material, 4) expertise, and 5) the material in the form of money.

According to Zukriman (2014: 3), Fatimah (2012: 6), Retno (2014: 25), Tahir (2014: 55), Josep (2012: 285), Rezki (2014: 2), Bayu (2015: 119), Moch (2014: 4), Perception is a process of interpreting the stimulus received and also a process of organizing one's mind to interpret and experience and cultivate a sign or anything that happens in the environment. Perception identifies and selects a variety of objects in relation to the action that needs to be taken. The process of interpreting this stimulus is usually influenced by experience and learning processes of the related individuals.

Muhyadi (Tahir, 2014: 57) says that perception is influenced by three factors: (1) those who shape perceptions, particularly internal conditions (requirements, fatigue, attitudes, interests, motivations, expectations, past experience and personality), (2) stimulus in the form of a particular object or event (objects, people, processes, etc.), (3) stimulus which forms the perceptions that occur because of place, time, or emotions (sad, happy, etc.). Further described Gitosudarmo (Tahir, 2014: 56) there are a number of factors that affect the process of attention to environmental stimuli, namely: (1) size; (2) intensity; (3) frequency; (4) contrast; (5) movement; (6) the new changes (7) new.

Based on the previous explanation, it can be understood that the perception is the interpretation and assessment of an object caused by the stimulation from the outside and inside of an individual, situation or environment in which the interaction takes place by influencing the behavior and attitude formation. Referring to the previous description of the expert opinions, a person can be influenced by information from various sources. Therefore, the human needs to communicate driven by curiosity or a need for something.

According to Indah (2014: 138), Fatkhul (2014: 70), Smith (2015: 470), Zaki (2015: 129), Muhammad (2014: 26), in carrying out regional autonomy, local governments have the authority where such authority related to the rights, obligations, and responsibilities among the various levels of government that exist. Autonomy means providing the broadest possible rights for the regions to manage their economic resources, as well as to create their own rules or the law which subsequently evolved into self-government.

Retno (2014: 319), Albert (2012: 62), Sunarno (2012: 652) stated that one purpose of autonomy is to increase community participation in decisions that affect their lives. According to them, the purpose of granting authority in the implementation of regional autonomy is to encourage efforts of increasing people's welfare, equity and justice, democratization and respect for local culture as well as considering the potency and the diversity of the regions. The implementation of regional autonomy should always be social-welfare oriented which can be done by always paying attention to the interests and aspirations that grow in the community. The implementation of regional autonomy entails a division of government affairs between the central government and the autonomous regions, which is based on the idea that there is always a variety of governmental affairs that remain fully under the authority of the government.

Apri (2014: 52), Sulistyia (2013: 198), Didik (2012: 155) stated that decentralization is a release from the central government. Furthermore, decentralization is a process or an act of delegation of authority or power between actors / institutions of the central government / higher government and local government / lower levels government, both related to the legislative, judicial, political, fiscal, administration and territories. Decentralization and regional autonomy is an event that causes a fundamental change in the relationship between central and local government, and to change the behavior of some communities in Indonesia that were previously only focused on one central authority, central government. This means that discussing regional autonomy is strongly related to the question of how much authority to conduct government affairs has been given to conduct governmental affairs to the related areas.

Based on the previous description, the synthesis of the public perception of government autonomy is: interpretation and assessment in society are triggered by the information, the response, and the understanding and trusts in the autonomy. Community Interpretation and assessment of the regional autonomy is seen from the meaning of Regional Autonomy for the public administration, the negative access of the Autonomous Government for the community, and opportunities for the autonomous government to the community.

Level of education

In a broad sense, Akhmad (2012: 73), Sri (2015: 1), and Aryati (2014: 13) stated that education is part of the life of society and the nation. Education is a conscious process of developing the human soul that allows humans to grow and improve in accordance with the ability and willingness of potentials of the individuals.

Desy (2013: 105), Ratna (2013: 149) stated that education can systematically develop one's methods of thinking so that it can be used to solve problems encountered in the workplace. Education can also be referred to as an effort to increase the general knowledge of a person, including a mastery of theories needed to decide matters concerning the activities of the achievement of organizational goals. Human capital will not arise by itself in the absence of a process of investment in education, both formal and informal.

According to Akhmad (2012: 73), the function of education consists of two, namely; First, the micro function (narrow), education serves as a conscious help to the physical and spiritual development of learners.

Second, the macro function (large), education serves as personal, citizenship, cultural and national developments.

According to Eko (2013: 226) and Marshel (2013: 257), education should be directed to produce humans who are able to compete, have noble characters and morals because planned, directed, sustainable education can help learners to develop an optimal ability cognitively, affectively, and psycho-motorically.

According to Hayati (2013: 153) and Putu (2013: 140) theoretically, the most representative institution is school. The reason is simple: because in school institutions all things; material taught, teacher, student, systems and methods of teaching and learning areas are designed for educational purposes. To produce qualified and characterized human resources, there should be a synergy between family, school, and community, because the character derives from a custom, the same way with sources of knowledge acquired from school. Given the role of formal education in schools is so broad, encompassing aspects of knowledge, skills, especially the socialization of values and attitudes in society, the level of education of a person can be measured by the education he gained from the school.

Because the school is so large role in shaping the knowledge of a person, such knowledge can be used as an asset. According to Ratna (2013: 149), the Human asset can be invested in schools, computer training course, expenditures for medical care, and tuition. The values of punctuality and honesty are some of the assets while improving health, increasing revenue or spending on education, training, medical treatment, are some of the assets investment. These result in qualified human resources, not a physical or financial results because skills, health or values require physical and financial assets.

Based on the previous description, the synthesis of the level of education in this study is: the length of formal education people get until it reaches a certain level of education where the public school is located. The longer a person get a formal education, he is increasingly isolated by the values that are relevant to changes in social values that occur in the community.

Attitudes towards the Change of Social Values.

According to Livia (2014: 5), Debra (2015: 98), Retno (2014: 25), Pardomuan (2013: 28), and Netty (2014: 100), attitude is a form of evaluation or reaction to the feeling of the collection of aspects of the information and become a concrete form that produces action. Attitude can be learned, and can affect a person's behavior toward an object. In other words, the attitude can be interpreted as the tendency to respond a stimulus based on our assessment of the stimulus. The response can be either positive or negative.

Tahir (2014: 82) states that every attitude can be formed due to the influence and the role of one's nature and the environment, which both have the same function in the sense that the attitude is not carried from birth. Every individual has a reaction or attitude towards a particular object and this will become part of the attitude of the individual. There are five characteristics of the attitude, namely: 1) objects, 2) leads, 3), intensity, or equivalence, 4) structure, and 5) were studied. It is said there is an object because there is something to be addressed. No attitude emerges without an object. It is said to lead because every object has a direction. So attitude leads to the object addressed. It is said that it has an intensity because of the attitude shows how high or how low the response is. It is said to be structured because the attitude has components that are internally formed by itself, namely the intertwined cognitive and affective components.

Similar opinion conveyed by Pardomuan (2013: 28) who says that attitude can be divided into three aspects: (1) Aspects of psychomotor is a motoric skill that includes not only physical activity, but also the activities coupled with the intellectual skills, such as writing, reading, using a microscope to observe certain bacteria, using a welding torch to connect pipes, and so forth; (2) motor skills is best achieved through repeated practice. In this case, teachers need to design learning strategy that can develop psycho-motoric aspects of students to improve the students' skills in general; (3) the last aspect that cannot be overlooked is the cognitive aspect. This aspect includes the ability to manage and develop the thinking process by recording, making analysis and synthesis.

Tahir (2014: 83) says that there is a difference between attitudes and values, although both are beliefs and cognitive. First, attitudes are beliefs about an object that are specifically related to a person or situation, while the value is general, in nature. Values are beliefs inherent with people, regardless of how others are while attitude is a response to other parties.

Social changes that occurred in an autonomous district is usually a change in the system of government in the form of division of the district. Such change may derive from the system of social values exist in the community such as the historical background and the demands of life, and some may derive from outside of the community such as the occurrence of contact or communication with the area and the laws of regional autonomy as proposed by some experts before.

Based on the previous description, the synthesis of attitudes about changes in social values is a trend that is done in regards to public expression towards the intensity and the direction of the reaction about the changes in social values, can be positive or negative, that occur in the community with regard to the area

division. The tendency is seen from the public expression towards the belief in the division of the district; agreement or disagreement of the division, and a tendency to act about the area division.

III. RESEARCH METHODOLOGY

This study tries to explain a practical illustration based on the confirmatory concept. This process is done through various tiered causality patterns to view the quality of life of environmentally sound development in the construction of several districts of the division in North Sumatra in 2013 - 2014. The study was classified as a survey with a sample of 2 240 households in seven districts taken randomly, namely: Langkat, SerdangBedagai, Nias Selatan, Batubara, LabuhanBatu Utara, Tobasa and Mandailing Natal.

The pattern of tiered causality tiered means looking at the effect of each factor on the formation of latent exogenous variable and latent endogenous variables to further examine the effect of exogenous latent variables either directly or indirectly through an intervening endogenous variable to the endogenous variables, at once.

This study involves four latent variables and fourteen factors variables expressed as Observatory variable, namely: Environmentally sound quality of life latent Variable (Y2), environmental management stance latent variable (Y1), the latent variable of non-physical quality (X2) and variable latent of physical quality (X1). Those four latent variables are established by each constituent variable called factors variable. Those fourteen factors variables are environmentally-sound quality of life latent variable (Y2) formed by factors variables of ecological quality (Y2.1), social quality (Y2.2), political quality (Y2.3), law quality (Y2.4). Latent variables stance on environmental management (Y1) is formed by factors variables of attitudes about the management of the natural environment (Y1.1), attitudes about the management of the social environment (Y1.2), attitudes about the management of the built environment (Y1.3). The latent variable of non-physical qualities (X2) is formed by factors variables of personal qualities (X2.1), harmony with the environment (X2.2), the quality of the community (X2.3), Quality of citizenship (X2.4). Latent variable of physical qualities formed by factors variables of economy quality (X1.1), health quality (X1.2) education quality(X1.3). A structure analysis offered in this study can be seen in the following scheme:

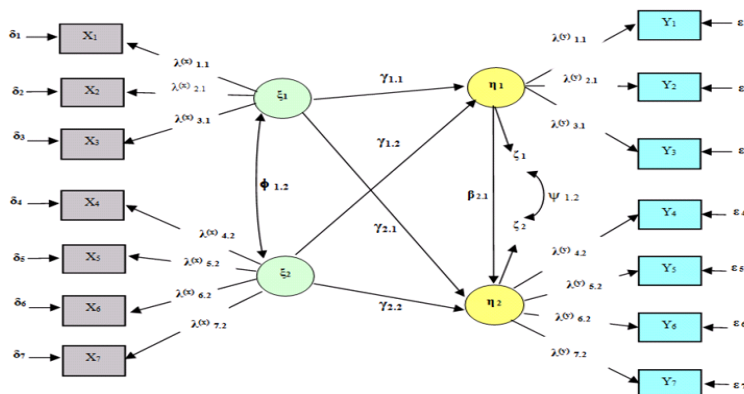


Figure 1. The analysis framework offered

Data analysis technique used is Structural Equation Modeling (SEM) with the help of Lisrel program 8:03 version by Karl G. Joreskog& Dag Sorbon. This analysis technique combines factor analysis, path analysis and the testing of the model through a number of requirements.

I. Findings and Discussion

The results of the analysis is shown in the following scheme:

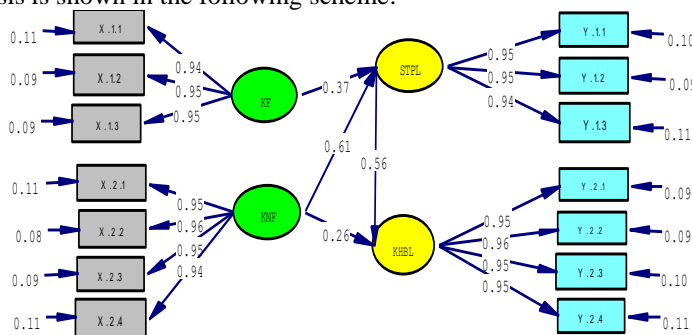


Figure 2. Analysis Results Framework

This research obtains the following findings:

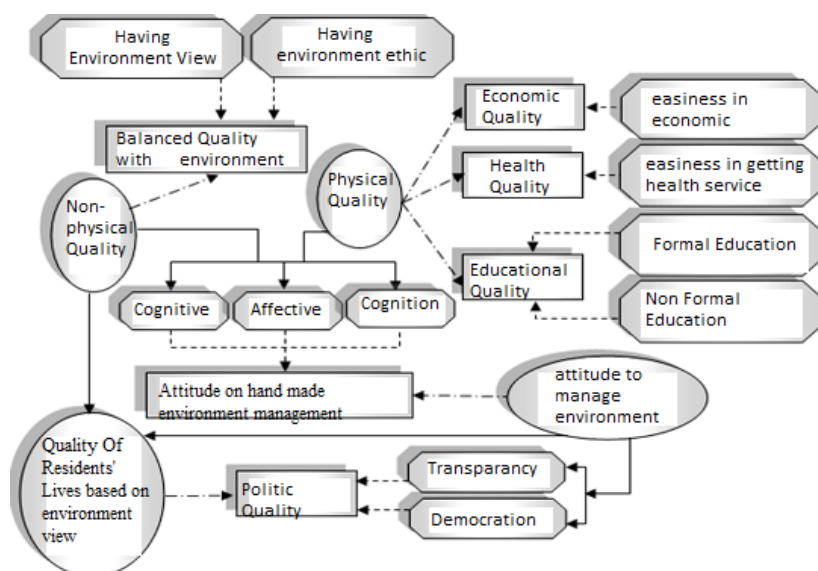
1. All the factors proposed by theoretical study were significant in shaping the latent variable of physical quality, non-physical quality and latent variables stance on environmental management as well as the latent variable on the environmentally-sound quality of life of residents
2. Factors making up the physical qualities do not have a direct dominant influence on the quality of life of residents of environmentally sound.
3. Factors shaping the quality of non-physical factor expressed as dominant factors which directly affect the quality of life of residents of environmentally sound.
4. Factors shaping the physical quality have dominant influences on the quality of life of the population of environmentally sound, only if these factors are collaborating with the factors that shape attitudes about the management of the built environment that goes with it.
5. Factors forming the non-physical qualities dominantly influence the quality of life of the population of environmentally sound, either directly or indirectly through attitude on environmental management and the accompanying factors

In addition to a finding of a number of the dominant factors that influence the quality of life of environmentally sound, the researchers also found determinant factors formed through determinant indicators, where the level of validity is determined based on the value of the greatest influence parameter. The analysis also shows that each of the determinant indicator has a relatively low value of scores compared to other indicators. As recommended by the law of Liebig, the quality of a system is determined by the state of subsystem / factors that are in a state of the minimum or the lowest.

Based on the Liebig, the determinant indicators responsible for shaping the determining factors influence the changes in residents' quality of lives of environmentally sound, as follows:

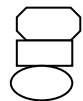
- a. The factor of economic quality; determined by the access in getting a job/ business
- b. The factor of education quality; determined by the quality of formal and non-formal education of the communities
- c. The factor of Health quality. An indicator that needs a reduction is the number of illness or diseases which commonly attack the heads of the family.
- d. The factor of communities attitudes; determined by the emphasis on indicators of cognitive, affective and conative inherent in the population in regards to attitudes about the management of the built environment
- e. The factor of quality harmony with the environment; determined by indicators, environmental and ethical insights of community owned by the society
- f. The factor of political quality is one of the determining factors of the four dominant factors that empirically affect the establishment of environmentally-sound residents' lives quality. This factor is determined by the presence of the indicators which are the democratic and transparent political systems.

The Following scheme is the findings of the research which can be used as a reference by the autonomous districts in North Sumatra to develop an environmentally-sound qualified life:



Picture. 3. Flow Chart of Study Results on the process of direct and indirect effect happens to physical and non-physical variables on the Attitude towards the management of made/built environment to the quality of residents' lives of environmentally-sound.

Annotation:



= Indicator

= Factor

= Latent Variable

-----▶ = determinant

- · - · - · - · ▶ = Formed by

————▶ = Affect

The flowchart above is a series of the dominant factors that must be addressed immediately in order to improve the quality of the population to better move the wheels of environmentally sound residents' lives quality development in North Sumatra. Improvement of these factors is determined based on the minimal indicators that are very decisive and has been empirically proven as factors that determinedly influence the development of the quality of residents' lives of environmentally- sound in the autonomous districts of North Sumatra.

These obstacles lies in the economy quality factor caused by weak factors indicators: 1) the struggle level in finding business / employment, 2) health factors caused by the indicator of the level / degree where most illnesses suffered by the heads of families, 3) the education quality factor caused by the low quality of formal and informal educational backgrounds of the community, 4) factors of harmony with the environment as a result of lack of insight into environmental and ethical issues in the communities, 5) factors of attitudes about the management of the built environment caused by weak cognitive, affective and conative / psychomotor qualities, 6) the political quality factor caused by lack of system of democracy and transparency.

The implications of Research

The implications of these findings can be applied to several programs as follows:

1. Determination of the basic policy should be directed to the improvement of the determinants indicators contained in physical qualities variable, such as improvements in the economic field, improvements in health, and improvements in education. Improvement of non-physical quality indicators can be done by building environmental and ethical insights in the communities. Determination of basic policy is inseparable from the role of government and representatives of the people in the House of Representatives, and therefore the level of the basic policy should have a political weight that the success indicator can be seen from the level of achievement which emphasizes the aspects of cognition and affection.
2. On the programming level, the training is still directed at domination in terms of cognition, particularly the perceptual patterned. The accuracy and precision of the perception of the man and the environment should be an absolute requirement. At this level of action, plans related to strategic levels are expected to turn out to be the attitude towards the management of the environment, naturally, socially and artificially.
3. The implementation of the program should be able to create groups that interact and complete each other. The groups that will carry out the program are determined by the government and the representatives of Parliament and other groups associated with the results of the training itself. The Success will depend on the characteristics of each group in the interaction. Indicators of successful implementation of this program are seen from the three aspects; cognitive, affection, and cognition.

IV. CONCLUSION

It takes some similarities to achieve a regularity of basic policies, strategic plans, operational plans and the implementation of coaching programs. These similarities include similarities in national insights followed by its objectives, common grounds regarding the use of the remaining facilities and resources that can be used to run the wheel of development, common attitudes, and opinions about ways to achieve goals in fostering environmental quality and the life quality of the population. The similarity of attitudes in environmental development should be directed at the importance of understanding the meaning of total sustainable-environmental developments while the similarities in population quality are more focused on shared political understanding that can give meaning to democracy in a transparent process. This commonality among others can be achieved by using clear and appropriate language to make sure that there is no change and difference of understanding in the process of diffusion from the most abstract to the most instructional level.

REFERENCES

- [1]. Afriadi, Taufikdkk. Partisipasi Masyarakat dalam Penyediaan Air Minum dan Sanitasi Berbasis Masyarakat (PAMSIMAS) di Kecamatan Simpur Kabupaten Hulu Sungai Selatan. Biro Penerbit Planologi Undip, Volume 8 (4): 341-348 Desember 2012
- [2]. A, Jose. (2012). Persepsi Mahasiswa terhadap Pemberlakuan Masyarakat Ekonomi ASEAN. Proceeding for Call Paper PEKAN ILMIAH DOSEN FEB-UKSW, 14 Desember 2012
- [3]. Alfetino, Karof. Faktor-Faktor Yang Mempengaruhi Tingkat Pendapatan Nelayan Kecamatan Tumpaan, Kabupaten Minahasa Selatan. Vol.1 No.4 Desember 2013, Hal. 1748-1759, Issn 2303-1174.
- [4]. Aryati. Faktor-Faktor Yang Mempengaruhi Prestasi Belajar mahasiswa pada Kelompok Mata Kuliah Keahlian Akuntansi (Studi Empiris Pada Mahasiswa Program Studi Akuntansi Jurusan Tata Niaga Politeknik Negeri Lhokseumawe). Jurnal Siwalima VOL 2, NO. 1, Februari 2014
- [5]. Danusastra, Sunarno. Penyusunan Program Legislasi daerah yang Partisipatif. Jurnal Konstitusi Volume 9 Nomor 4, Desember 2012

- [6]. Debra. Faktor-Faktor yang Berhubungan dengan Pemanfaatan Pelayanan Kesehatan pada Peserta BPJS Kesehatan di PuskesmaspanikiBawahkecamatanmapangetkota Manado. JIKMU, Suplemen Vol, 5. No, 1 Januari 2015
- [7]. Deviyanti, Dea. StudentangPartisipasiMasyarakatdalam Pembangunan dan Kelurahan Karang Jati Kecamatan Balikpapan Tengah. eJournal Administrasi Negara, 2013, 1 (2): 380-394 ISSN 0000-0000, ejournal.an.fisip-unmul.org
- [8]. Ekawati, Sulistya. Evaluasi Implementasi Kebijakan Desentralisasi Pengelolaan Hutan Produksi (Evaluation of the Implementation of Decentralization Policy on Production Forest Management). Jurnal Analisis Kebijakan Kehutanan Vol. 10 No. 3, Desember 2013 : 187 - 202
- [9]. Fefianti, Desy. Pendidikan Formal, Keahlian, Pemberian Kompensasi, dan Kinerja Pegawai. Jurnal Kebijakan Publik, Volume 4, Nomor 1, Maret 2013, Hlm. 1-118
- [10]. G., Didik, Suharto. Penyelenggaraan Pemerintahan Desa dalam Perspektif Desentralisasi Administratif dan Desentralisasi Politik (The Operation Of Village Government In Perspective Administrative Decentralization And Political Decentralization). Jurnal Bina Praja VOL. 4 NO. 3 September 2012 ISSN: 2085-4323
- [11]. Hayati. Fungsi Sekolah dan Implikasinya Bagi Pengembangan Kurikulum. Volume 1, Nomor 1, Januari-Juni 2013
- [12]. Henryk, Stepanus. Partisipasi Masyarakat dalam Pembangunan dan Kelurahan Sungai Keledang Kecamatan Samarinda Seberang Kota Samarinda. Ejournal Ilmu Pemerintahan, 2013, 1(2): 612-625. ISSN 0000-0000, ejournal.ip.fisip-unmul.ac.id
- [13]. Hermansyah. Peran Kepala Desa dalam Pelaksanaan Pembangunan kecamatan Tana Liak kabupaten Tana Tidung (Studi Kasus di Desa Tanah Merah dan Desa Sambungan). Ejournal Pemerintahan Integratif, 3(2):2015:351-362. ISSN 0000-0000, ejournal.pin.or.id
- [14]. Hidayatullah, Akhmad. Implementasi Pendidikan Multikultural Dalam Praksis Pendidikan Di Indonesia. Jurnal Pembangunan Pendidikan: Fondasi dan Aplikasi, Volume 1, Nomor 1, Juni, 2012
- [15]. Indah. Hubungan Wewenang antara Pemerintah Pusat dan Daerah dalam Negara Kesatuan Republik Indonesia. Rechtidee. Jurnal Hukum, Vol. 9, No. 2, Desember 2014
- [16]. Jamanti, Retno. Pengaruh Berita Banjir di Koran Kaltim terhadap Kesadaran Lingkungan Masyarakat Kelurahan Temindung Permai Samarinda. eJournal Ilmu Komunikasi, 2014, 2 (1): 17-33 ISSN 0000-0000
- [17]. Juwita, Ratna. Kontribusi Tingkat Pendidikan terhadap Pendapatan Sektor di Kota Palembang Vol. 2 No. 2 Maret 2013
- [18]. Kogoya, Teraik dkk. Partisipasi Masyarakat Terhadap Pembangunan Infrastruktur Jalan Desa di Kabupaten Lanny Jaya-Papua. Jurnal Berkala Ilmiah Efisiensi. Volume 15, No. 2 – Juni 2015
- [19]. Morangki, Albert. Tinjauan Terhadap Kewenangan Pemerintah Daerah, dalam Penyelenggaraan Urusan di Bidang Pertanahan .Vol.XX/No.3/April-Juni/2012
- [20]. Muin, Fatkhul. Otonomi daerah dalam Perspektif Pembagian Urusan Pemerintah-Pemerintah Daerah dan Keuangan Daerah. Fiat Justisia. Jurnal Ilmu Hukum Volume 8, Nomor 1, Januari-Maret 2014. ISSN 1978-5186
- [21]. Nauli, Pardomuan. Kurikulum 2013 dan Implementasinya dalam Pembelajaran. Makalah/Jurnal Generasi Kampus Volume 6, NOMOR 2, September 2013 ISSN 1978-869X
- [22]. Netty, Panjaitan dkk. Pengaruh Pendidikan Kesehatan Terhadap Peningkatan Perilaku Penderita Tuberkulosis Paru dalam Kepatuhan berobat di Rin du A3 Rsup H. Adam Malik Medan. Jurnal Ilmiah Pharmacist, Analyst, Nurse, Nutrition, Midwifery, Environment, Dentist. Volume 9, Nomor 2 September-desember 2014, ISSN 1907-3046
- [23]. Paranita, Livia. Sikap Masyarakat Surabaya terhadap Tayangan Talkshow @ Show_Imah DI TRANS TV. Jurnal e-Komunikasi VOL 2. NO.1 Tahun 2014
- [24]. Puspitawati, Yuni. Kajian Pengelolaan Sampah Berbasis Masyarakat dengan Konsep 3R (Reduce, Reuse, Recycle) di Kelurahan Larangan Kota Cirebon. Volume 8 (4): 349-359 Desember 2012
- [25]. Rini, Eka. Implementasi Kebijakan Otonomi Desa Di Desa Piliang Kecamatan Sambaliung Kabupaten Berau. eJournal Administrasi Negara, 3 (2) 2015 : 466 – 479, ISSN 0000-0000, ejournal.an.fisip-unmul.ac.id
- [26]. Rizqi, Bayu dkk. Analisis Faktor yang Mempengaruhi Persepsi Pelaku Usaha Batik di Kota Yogyakarta dalam Menghadapi Masyarakat Ekonomi Asean (MEA) 2015. University Research Colloquium 2015 ISSN 2407-9189
- [27]. Rondonuwu, Marshel. Tingkat Pendidikan, Motivasi dan Promosi Pengaruhnya terhadap Keputusan Penggunaan Produk Nasabah Priority Banking Bank Sulut. Jurnal EMBA Vol.1 No.3 Juni 2013, Hal. 257-264, ISSN 2303-1174
- [28]. Rotin, Apridkk. Kajian Hukum Normatif Terhadap Sanksi Administrasi Negara dalam Qanun Kota Banda Aceh. USU Law Journal, Vol. II-No.1 (Feb-2014).
- [29]. Saguni, Fatimah. Persepsi Tentang Penampilan Fisik Wanita pada Masa Remaja. Musawa journal for gender studies, Vol. 4, No. 2 Desember 2012
- [30]. Saraswati, Retno. Arah Politik Hukum Pengaturan Desa Ke Depan (Ius Constituendum). MMH, Jilid 43 No. 3 Juli 2014
- [31]. Septyasa, Nuring. Bentuk-Bentuk Partisipasi Masyarakat Desa dalam Program Desa Siaga di Desa Bandung Kecamatan Playen Kabupaten Gunung Kidul Provinsi Daerah Istimewa Yogyakarta. Kebijakan dan manajemen Publik. Volume 1, Nomor 1, Januari 2013. ISSN 2303-341 X.
- [32]. Sudira, Putu Dkk. Penanaman Nilai-Nilai Karakter Siswa SMK Salafiyah Prodi TKJ Kajen Margoyoso Pati Jawa Tengah. Jurnal Pendidikan Vokasi, Vol 3, Nomor 2, Juni 2013
- [33]. Suharjo, Muhammad. Pembentukan Peraturan Daerah Yang Responsif Dalam Mendukung Otonomi Daerah. DIH, Jurnal Ilmu Hukum Pebruari 2014, Vol. 10, No. 19, Hal. 21 - 37
- [34]. Suhir, Moch dkk. Pengaruh Persepsi Risiko, Kemudahan Dan Manfaat Terhadap Keputusan Pembelian Secara Online (Survei Terhadap Pengguna Situs Website www.Kaskus.co.id). Jurnal Administrasi Bisnis (JAB) | Vol. 8 No. 1 Februari 2014
- [35]. Tahir, Arifin. Buku Ajar Perilaku Organisasi. Yogyakarta: Deepublish, (2014).
- [36]. Triyanto, Ekodkk. Peran Kepemimpinan Kepala Sekolah dalam Pemanfaatan Media Pembelajaran Sebagai Upaya Peningkatan Kualitas Proses Pembelajaran. Jurnal Teknologi Pendidikan. Vol 1, No 2, 2013 (hal 226-238)
- [37]. Wanda, Rezki. Survei Tentang Persepsi Dan Kesiapan Konselor Terhadap Bimbingan Dan Konseling Berdasarkan Kurikulum 2013 Di Sma Surabaya Selatan Survey Of The Perception And Readiness For Counselors To Guidance And Counseling Based On Curriculum 2013 In South Surabaya High School. Jurnal Bk Unesa. Volume 04 Nomor 03 Tahun 2014
- [38]. Zaki 'Ulya. Penafsiran Mou Helsinki Terkait Keberadaan Calon Independen dalam Kaitan Makna Otonomi Khusus di Aceh Kajian Putusan Mahkamah Konstitusi Nomor 35/Puu-Viii/2010. Jurnal Yudisial Vol. 8 No. 2 Agustus 2015 Hal. 125-249.
- [39]. Zukrimandkk. Persepsi Kelompok Rujukan Tigo Tungku Sajarang tentang Produk Bank Syariah di Pasaman Barat. e-Jurnal Apresiasi Ekonomi Volume 2, Nomor 1, Januari 2014:1-14, ISSN:2337-3997