

## **A Comparative Study With Respect To Self Esteem and Demographic Variables in Indian and Foreign Students.**

Rahel Tajeddini

<sup>1</sup> ( Ph.D In Psychology ) Department Of Psychology University College Of Arts And Social Science Osmania University Hyderabad – 500007  
Andhra Pradesh – India

---

**ABSTRACT:** *The importance of self esteem for the foundation of existence cannot be underestimated . Every individual needs to have Self Esteem, quite simply because it affects every aspect of one's life. Self Esteem is the source of Mental Health and it is the Idea that People have about themselves. The purpose of the present research was to study Self Esteem among Indian and Foreign Students – A comparative study . Sample consisted of 400 students . 200 Men and 200 Women .The age range of 20 to 35 years from different Ph.D , M.Phil and MA courses . The sample was drawn from education institutes such as Osmania University ( OU ) , English and Foreign Language University ( E F L U ) , Hyderabad Central University (HCU) and Jawaharlal Nehru Technological University ( JNTU ) - India . The number of 32 foreign countries studied and compared with Indian students in this research . Tools used in the present study to collect data were 1- Self Esteem Inventory – M Rosenberg (1965) . Later the data was analyzed by using ANOVA , Independent t , Mean Score , Standard Deviation and Pearson Correlation .Results showed that Foreign students showed higher self esteem as compared to Indian students in this study. Further it was showed that there was no significant differences between Boys and Girls with respect to Self Esteem . Results also showed that there was statistically significant differences as regard to Self Esteem and Demographic Variables : Age, Educational Qualification, Marital Status , level of Sociability , Birth Order, Socioeconomic Status and Religion . The results presented that Foreign students who were between age range 20-25 and 25-30 showed a higher self esteem as compared to Indian students . It was states that Foreign students who were doing master qualification showed higher self esteem than Indian students . The results also showed that Foreign students who were single showed higher self esteem as compared to single Indian students. The results illustrated that Foreign students who never go to any parties and the Foreign students who frequently go to any parties showed higher self esteem as compared to Indian students in the same groups .It was concluded from this study that Foreign students who were more than third child showed higher self esteem as compared to Indian students in the same group . The further findings showed that Foreign students who belong to middle socioeconomic status showed a higher self esteem as compared to Indian students in the middle socioeconomic status . Results presented that Christian Foreign students showed higher self esteem as compared to Indian students in according to this hypothesis.*

---

### **I. INTRODUCTION**

Cultural and political interest in people's Emotional well-being encourages the idea that education should play a prominent role in fostering students', Self Esteem and self-awareness. This resonates increasingly with a broader therapeutic ethos that supporters claim promotes better personal relationships and democratic processes.

**Self Esteem ( SE)** is a personal judgment of worthiness [1].

Self Esteem is appreciating one's own worth and importance and having the character to be accountable for oneself and to act responsibly towards others [2].Self Esteem is a term in psychology to reflect a person's overall evaluation or appraisal of own worth. Self Esteem encompasses beliefs and emotions such as triumph, despair, pride and shame. The self-concept is what people think about the self, Self Esteem, and the positive or negative evaluation of the self. A person's self-concept consists of the beliefs one has about oneself, one's self-perception, or, as [3] , expresses it, "the picture of oneself". [4] described self-concept as totally perception which people hold about themselves . It is not the "facts" about one-self but rather what one believes to be true about one-self [5].Early researchers used self-concept as a descriptive construct, [6]. Recent theories adapted Self Esteem with more evaluative statements [7].Self Esteem is a central concept that is related to academic achievement, social functioning and psychopathology of children and adolescents. With respect to academic achievement, various studies indicate that children with low Self Esteem are less successful at school [8]. With regard to social functioning, research demonstrated that children with low Self Esteem are usually less accepted by their peers [9]. Finally, many studies have shown that low Self Esteem is related to child psychopathology, including anxiety [10] , depression [7] and eating pathology [11].

## II. METHODOLOGY

The Investigator carried out the enquiry on Self Esteem among Indian and Foreign Students - A Comparative Study. "A part from the Nationality and Gender variables". The other variables that were included in the present study are : Age , Educational Qualification , Marital Status , Level of Sociability , Birth Order , Religion and Socioeconomic Status . The present chapter covers a detailed explanation of the methodology used in this research work .Various assets like research design , objectives , hypotheses , sample selection , research tools and an account of quantitative and qualitative techniques used for analyzing the data have been elaborated. Data were collected from Osmania University ( OU ) , English and Foreign Language University ( E F L U ) , Hyderabad Central University ( HCU ) and Jawaharlal Nehru Technological University ( JNTU ) keeping in mind the inclusion criteria .The students were selected based on Gender , Educational Qualification and their Age range ( 20-35 ) After getting consent from the participants , explain about the study the assessment questionnaires of Self Esteem and Demographic variables were given to them . They were instructed to respond all the questionnaires. Sampled data analyzed by :t-test .Measures of central tendency ( mean differences .Measures of variability ( SD ) .ANOVA .TUKEY HSD (Multiple Comparisons ) .Descriptive statistic analyses and correlation used to interpret the data .

## III. REULSTS

- **Hypotheses**

**Hypothesis 1.1.3 There is no differences between Indian and Foreign students in Self Esteem : is rejected .**

**Table 1.1.3**  
**Independent t test for Self Esteem of Indian and Foreign students**

	Nationality	N	Mean	Sd	Mean Difference	t	df	Sig. (2-tailed)
	<b>Self Esteem</b>	<b>Indian</b>	200	18.88	3.63	1.02	2.611	398
	<b>Foreign</b>	200	19.91	4.19				

**Findings:**

Therefore there is significant differences between Indian and Foreign students with respect to Self Esteem hence the Foreign students showed higher Self Esteem as compared to Indian students .

**Hypothesis 1.2.3 Boys will have a higher Self Esteem than Girls ; is rejected .**

**Table 1.2.3**  
**Independent t test between Boys and Girls with respect to Self Esteem**

	Gender	N	Mean	Sd	Mean Difference	t	df	Sig. (2-tailed)
	<b>Self Esteem</b>	<b>Boys</b>	200	19.45	3.45	0.11	.290	398
	<b>Girls</b>	200	19.34	4.40				

**Findings;**

Hence there were no significant differences between boys and girls with respect to Self Esteem .

**Hypothesis 1.3.3 There will be a difference in Self Esteem between Indian and Foreign Students with respect to Demographic Variables : is accepted .**

**Findings :**

Therefore there were statistically significant differences as regard to Self Esteem and age , educational qualification, marital status , level of sociability ,birth order, socioeconomic status and religion . Hence the Foreign students who were between age range 20-25 and 25-30 showed a higher Self Esteem as compared to Indian students and further the Foreign students who were doing master qualification showed higher Self Esteem than Indian students . And also it was observed that the Foreign students who were single have higher Self Esteem as compared to single Indian students.

On the other hand the Foreign students who never go to any parties and the Foreign students who frequently go to any parties showed higher Self Esteem as compared to Indian students in the same groups . Also it was noticed that the Foreign students who were more than third child showed higher Self Esteem as compared to Indian students in the same group . Subsequently the Foreign students who belong to middle socioeconomic status showed a higher Self Esteem as compared to Indian students in the middle socioeconomic status . And finally the Christian Foreign students showed higher Self Esteem as compared to Indian students in according to this hypothesis.

- **Age**

**Table 1.3.3**

**Independent t test between Indian and Foreign students with respect to Age and Self Esteem**

Self Esteem	Country	N	Mean	Sd	Mean Difference	t	df	Sig. (2-tailed)
<b>Age1 20-25</b>	<b>Indian</b>	143	18.9161	3.82	.99789	1.968	234	.050
	<b>Foreign</b>	93	19.9140	3.77				
<b>Age2 25-30</b>	<b>Indian</b>	39	18.1026	3.01	2.77979	3.836	105	.000
	<b>Foreign</b>	68	20.8824	3.90				
<b>Age3 30-35</b>	<b>Indian</b>	18	20.3333	2.93	2.12821	1.642	55	.106
	<b>Foreign</b>	39	18.2051	5.11				

The results of this hypothesis (There will be a difference in Self Esteem between Indian and Foreign students with respect to Age have been discussed under 3 sections , 1 to 3 respectively . section one is age range between 20 to 25 , section two is age range between 25 to 30 and last section is age range between 30 to 35 in related to Self Esteem between Indian and Foreign Students. The above table noticed that there is statistically significant differences between Indian and Foreign students in 20 to 25 and 25 to 30 years old with respect to Self Esteem . It was represented that Foreign students in other countries have higher Self Esteem than Indian students in age range between 20 to 30 years old in both explained groups . Hence by considering the value of sig ( 2-tailed 0.50 for age group between 20-25 and 0.00 for age group between 25-30 ) and citing the scores of meaning differences in both groups ( Indian : 18.9161 in 20 to 25 years old and Foreign: 19.9140 in the same group ) and also in according to meaning scores differences in the other group with 25 to 30 years old ( Indian : 18.1026 and Foreigners : 20.8824 ) it was inferred that there is a strong statistically significant differences based on Age and Self Esteem in this study . By considering of meaning scores differences between only Foreign students in table 16 noticed that the Foreign participants with 25-30 years old have higher Self Esteem as compared to the their peer with 20 to 25 years old .Subsequently there were no statistically significant differences observed between 30 to 35 age group with respect to Self Esteem in this study .

- **Educational Qualification**


**Table 1.4.3**

**Independent t test between Indian and Foreign students with respect to Educational Qualification and Self Esteem**

Self Esteem	Country	N	Mean	Sd	Mean Difference	t	df	Sig. (2-tailed)
<b>Ph.D</b>	<b>Indian</b>	24	19.5833	3.25599	2.18333	1.968	234	.092
	<b>Foreign</b>	35	17.4000	5.62139				
<b>M.Phil</b>	<b>Indian</b>	10	19.7000	2.16282	.30000	3.836	105	.854
	<b>Foreign</b>	6	20.0000	4.28952				
<b>MA</b>	<b>Indian</b>	166	18.7349	3.75325	1.72418	1.642	55	.000
	<b>Foreign</b>	159	20.4591	3.61737				

Graph 1.1.3

The mean and standard deviation between Indian and Foreign students with respect to Educational Qualification and Self Esteem



Citing the Table 1.4.3 and Graph 1.1.3 the results of this hypothesis (There will be a difference in Self Esteem between Indian and Foreign students with respect to Educational Qualification) have been divided respectively to 3 sections: 1- The students who were doing Ph.D . 2- The students who were doing M.Phil and 3- The students who were doing MA . The above table shows that there is statistically significant differences between Indian and Foreign students in Self Esteem with respect to MA Educational Qualification . Based on value of value of sig ( 2-tailed 0.00 ) and citing the analysis of t-test and mean scores differences ( Indian : 18.7349 and Foreign : 20.4591 ) observed that the Foreign participants have higher Self Esteem as compared to Indian participants with respect to Master Educational Qualification in this study.


- **Marital Status**

**Table 1.5.3**  
Independent t test between Indian and Foreign students with respect to Marital Status and Self Esteem

Self Esteem	country	N	Mean	Sd	Mean Difference	t	df	Sig. (2-tailed)
Married	Indian	28	20.0000	3.13877	.51020	.505	234	.615
	Foreign	49	19.4898	4.78331				
Single	Indian	171	18.7135	3.69655	1.33291	3.109	105	.002
	Foreign	151	20.0464	3.99389				

Graph 1.2.3

The mean and standard deviation between Indian and Foreign students with respect to Marital Status and Self Esteem



Above Table and Graph noticed the results of this hypothesis (There will be a difference in Self Esteem between Indian and Foreign students with respect to Marital Status) have been considered respectively as two groups . 1- The participants who got Married and 2- The participants who were Single . the above results noticed that there is statistically significant differences between Indian and Foreign students in Self Esteem with respect to being Single . citing the value of sig ( 2-tailed : 0.002 ) and by considering the analysis of t-test and mean scores differences between Indian and Foreign participants ( Indian : 18.7135 and Foreign: 20.0464) inferred that Single Foreign students have higher Self Esteem than Single Indian students in this study.

- Level of Sociability

Table 1.6.3

Independent t test between Indian and Foreign students with respect to Level of Sociability and Self Esteem

Self Esteem	Country group	N	Mean	Std.	Mean Difference	t	df	Sig. (2-tailed)
Level of Sociability .Never	Indian	14	15.71	4.82	3.05	2.15	34	.038
	Foreign	22	18.77	3.66				
Level of Sociability .Some Times	Indian	150	19.04	3.48	0.79	1.75	303	.080
	Foreign	155	19.83	4.33				
Level of Sociability .Frequently	Indian	36	19.47	3.20	2.04	2.38	57	.021
	Foreign	23	21.52	3.25				

The Table 1.6.3 illustrate that the results of this hypothesis (There will be a difference in Self Esteem with respect to Social Function) have been divided to 3 sections between Indian and Other Countries . 1- The students who Never go to any parties , 2- The students who Some times go to any parties , and 3- The students who Frequently go to any parties . In above table the analysis on t-test for equality of means ( Indian who never go to any parties : 15.7143 and Foreign who never go to any parties : 18.7727 ) by considering the mean differences between ( Indian who Frequently go to any parties : 19.4722 and Foreign who Frequently go to any parties: 21.5217 ) and citing the obtained value of sig ( 2-tailed : 0.38 and 0.21 or both groups ) the

differences between mean scores are statistically significant . It means that Foreign students have higher Self Esteem than Indian students with respect to level of sociability in two Groups of participants . The results indicate that the Foreign students who never go to any parties and also the students who Frequently go to any parties have higher Self Esteem as compared to Indian students in the same groups

- **Birth Order**

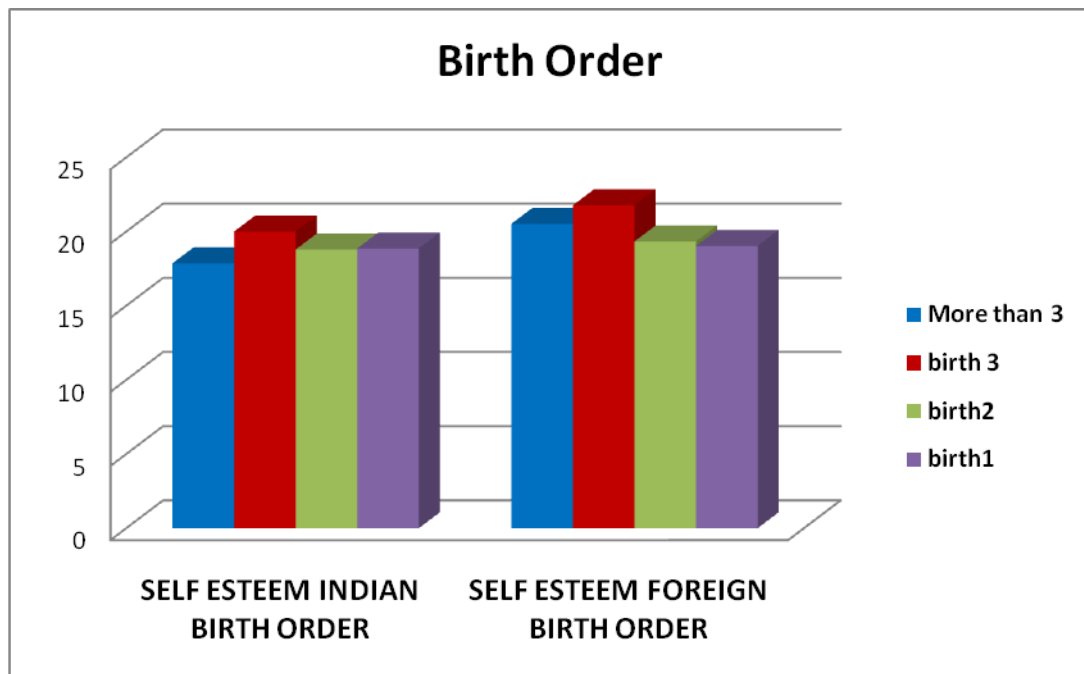
**Table 1.7.3**

**Independent t test between Indian and Foreign students with respect to Birth Order and Self Esteem**

Self Esteem	country	N	Mean	Std.	Mean Difference	t	df	Sig. (2-tailed)
Birth Order .First child	Indian	94	18.86	3.548	.16570	.273	165	.785
	Foreign	73	19.02	4.30				
Birth Order .Second child	India	57	18.78	4.06	.54386	.669	103	.505
	Foreign	48	19.33	4.25				
Birth Order .Third child	Indian	27	20.00	3.36	1.77143	1.755	60	.084
	Foreign	35	21.77	4.33				
Birth Order .More than Three	Indian	22	17.86	2.96	2.65909	3.182	64	.002
	Foreign	44	20.52	3.30				

**Graph 1.3.3**

**The mean and standard deviation between Indian and Foreign students with respect to Birth Order and Self Esteem**



The results of this hypothesis (There will be a difference in Self Esteem with respect to Birth Order) have been departed to 4 sections among Indian and Foreign students (1- The participants who were born as First Child. 2 -The participants who were born as Second Child. 3- The participants who were born as Third Child and 4- The participants who were born as More than three . The above table illustrates the analysis of independent sample test and by considering the value of sig ( 2-tailed 0.02 ) and by comparing the mean differences between Indian and Foreign students in Fourth Groups ( who were born as More than three child ) inferred that there is statistically significant differences related to Self Esteem and Birth Order. It was observed that The Indian participants who were born in their family as more than three child have lower Self Esteem as compared to Foreign participants in the same group .

• **Socioeconomic Status**

**Table 1.8.3**  
**Independent t test between Indian and Foreign students with respect to Self Esteem and Socioeconomic Status**

Self Esteem	country	N	Mean	Std.	Mean Difference	t	df	Sig. (2-tailed)
Low Socioeconomic status	Indian	22	18.04	3.92	.16570	.146	27	0.885
	Foreign	7	18.28	3.25				
Middle Socioeconomic status	Indian	167	18.96	3.63	.54386	2.594	335	.010
	Foreign	170	20.03	3.94				
High Socioeconomic status	Indian	11	19.36	3.20	1.77143	.059	32	.953
	Foreign	23	19.47	5.99				

In according to Table 1.8.3 the results of this hypothesis (There will be a difference in Self Esteem with respect to Socioeconomic Status ) have been cleaved to 3 sections 1- The participants who have Low Socioeconomic Status , 2- The students who have Middle Socioeconomic Status and 3- The students who have High Socioeconomic Status . The above table shows that The obtained value of sig ( 2-tailed – 0.10 for the participants who have Middle Socioeconomic Status ) and by considering the analysis of t-test performed on scores of this group and citing the mean differences between Indian and Foreign students in this property ( Indian : 18.9641 and Foreign : 20.0353 ) revealed a statistically significant differences in this property . Hence the Foreign students who have Middle Socioeconomic Status have Higher Self Esteem as compared to Indian students who have Middle Socioeconomic Status .

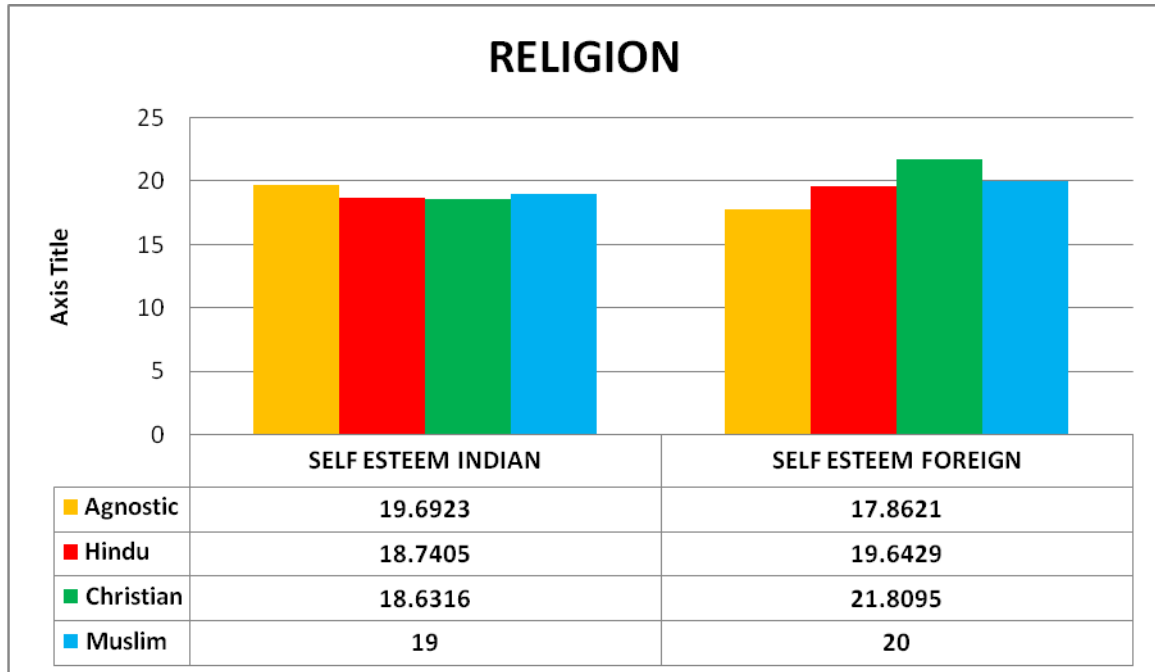
• **Religion**

**Table 1.9.3**  
**Independent t test between Indian and Foreign students with respect to Self-Esteem and Religion**

Self Esteem	country	N	Mean	Std	Mean Difference	t	df	Sig. (2-tailed)
Religion Agnostic	Indian	26	19.69	5.51	1.83024	1.350	53	.183
	Foreign	29	17.86	4.53				
Religion Hindu	Indian	131	18.74	3.26	.90240	1.010	143	.314
	Foreign	14	19.64	2.16				
Religion Christian	Indian	19	18.63	3.16	3.17794	2.254	38	.030
	Foreign	21	21.80	5.35				
Religion Muslim	Indian	24	19.00	3.53	1.00000	1.148	150	.253
	Foreign	128	20.00	3.98				

**Graph 1.4.3**

**The mean and standard deviation between Indian and Foreign students with respect to Religion and Self Esteem**



Citing the above Table and Graph the results of this hypothesis (There will be a difference in Self Esteem with respect to Religion have been cleaved to 4 sections among Indian and Foreign students respectively. 1- The participants who conformance Agnostic ( The people who don't believe the God ) , 2- The participants who following Hindu , 3- The participants who believe Christianity and 4- The students who adherence Islam . The above table represent that there were statistically significant differences between Christian Foreign and Christian Indian students in association with Self Esteem . The analysis of t-test performed on scores of these two groups and citing the mean differences between Christian Indian and Christian Foreign students with respect to Self Esteem ( Christian Indian: 18.6316 and Christian Foreign : 21.8095 ) , and by considering the value of sig ( 2-tailed - 0.30 ) shows that Foreign students who believe in Christianity have higher Self Esteem as compared to Indian students who are subordinate of Christianity in the same group . From the other side there were no observed any statistically significant differences in the other Religion among Indian and Foreign students .

**IV. DISCUSSION**

1) One of the major objectives of the present study was to assess the Self Esteem among Indian and Foreign Students . The results revealed significant differences between Indian and Foreign students in Self Esteem . This maybe attributed to highly competitive nature of the present study and Foreign might have put more amount of efforts toward developing Self Esteem. On the other hand it might be because of differences in milieu and quality of life which influenced on Indian students. This differences between Indian and Foreign students can be explained by a multifactorial reason that can be investigated in the future researches .This finding is consistent with findings of earlier studies . [12] presented the study on Race and self-esteem: Meta-analyses comparing Whites, Blacks, Hispanics, Asians, and Indians .

3) The third objective in this study was assigned to identify Gender difference with respect to Self Esteem. results stated that there is no significant differences between Boys and Girls students in Self Esteem . Many studies report no significant differences in self-esteem between Boys and Girls. Results presented in showed a non significant differences between Boys and Girls in this research .Not exist any research on particular part on Indian and Foreign students but the study conducted by [13] ,indicated the Difference in Women's and Men's Self-Esteem in Youth and Early adulthood . ” [14] presented that parents, teachers and counselors may overlook self-esteem problems in male adolescents and young men because of the widespread belief that men have higher self-esteem than women have. The other finding are further in conformity with research Presented by[15] Relationship of Self Esteem and social anxiety: A comparative study between male and female.



This puts them at greater risk for anxiety and self-esteem issues. The results revealed that there was indeed a difference between the anxiety in the boys and girls, but there were no differences between level of Self Esteem among boys and girls in this study . Future work should address how these minimal differences in self-esteem carry forward and impact adult psychological well-being in this population [15].The other consonance finding with this study is conducted [16] , researchers have found that, contrary to popular belief, there is no significant difference in women and men's self-esteem . On the other [17] conducted the study which is contradicts with the previous findings . In their research two analyses were conducted to examine gender differences in global self-esteem. The 2 analyses provide evidence that males score higher on standard measures of global self-esteem than females and this finding is not consonance with present finding . This also maybe attributed to highly competitive nature of the present study. And Boys might have put more amount of efforts toward developing Self Esteem as compared to Gils .

5) The other hypothesis Examines that there will be a difference in Self Esteem between Indian and Foreign Students with respect to Demographic Variables. The results of this hypothesis clearly indicates that there is statistically significant differences between Self Esteem and demographic variables in this study. Results depict that Foreign students who were between age range 20-25 and 25-30 showed a higher Self Esteem as compared to Indian students and further the Foreign students who were doing master qualification showed higher Self Esteem than Indian students . Also it was observed that the Foreign students who were single have higher Self Esteem as compared to single Indian students. On the other hand the Foreign students who never go to any parties and the Foreign students who frequently go to any parties showed higher Self Esteem as compared to Indian students in the same groups . Also it was noticed that the Foreign students who were more than third child showed higher Self Esteem as compared to Indian students in the same group .It may be because of getting more social and Emotional experiences during their life as compared to the other child . Subsequently the Foreign students who belong to middle socioeconomic status showed a higher Self Esteem as compared to Indian students in the middle socioeconomic status . And finally the Christian Foreign students showed higher Self Esteem as compared to Indian students in according to this study. Not exist any research on particular part on Self Esteem and demographic variables between Indian and Foreign students but the results is similar to the research finding of [18] indicated the study on Global self-esteem across the life span which published in American Psychological Association . This study provides a comprehensive picture of age differences in self-esteem from age 9 to 90 years and also socioeconomic status which is consistent with the present study . Using cross-sectional data collected from 326,641 individuals over the Internet. Self-esteem levels were high in childhood, dropped during adolescence, rose gradually throughout adulthood, and declined sharply in old age. This trajectory generally held across gender, socioeconomic status, ethnicity, and nationality (U.S. citizens vs. non-U.S. citizens).

The findings of this study confirm that there is significantly differences between Self Esteem with respect to age and socioeconomic status . Both researches showed the high level of Self Esteem in adults and it supports the findings of present study which the students with 20 - 30 years old showed a higher Self Esteem . On the other hand both studies supported that there is significantly differences between Self Esteem and socioeconomic status. Overall, these findings support previous research, help clarify inconsistencies in the literature, and document new trends that require further investigation [12] indicated the study on Self Esteem and socioeconomic status which Indian and Hispanic self-esteem was higher in groups with high socioeconomic status. The results are most consistent with a cultural interpretation of racial differences in self-esteem. These findings support the results of presents study. Not exist any research on particular part with respect to Self Esteem and birth order in Indian and Foreign students but [19] presented a study on Age and Birth Order Differences in Self-Esteem . Sample consisted of 200 college students in utah , America , between 15-20 and 20- 30 years old which divided from first child to fourth child with respect to birth order . Results support the findings of present study in two aspects of demographic variables ( age and birth order ) .In according to [19] Analyses for age differences found that college students' self-esteem with 20-30 is substantially higher than students with 15-20 years old and also using the Rosenberg Self-Esteem Scale showed that the students who were born as more than third child showed higher Self Esteem as compared to the other students during this research . Another finding also is consonance with the results of present study with respect to Self Esteem and socioeconomic status presented by [20].On the other hand the finding are further consistent with result of significant differences between Self Esteem and level of sociability hence the research conducted by [21] indicate that the students who have high level of sociability showed higher Self Esteem but the students who have shyness showed low Self Esteem in their research therefore the findings support the present study which the students who frequently go to any parties showed higher Self Esteem . A research conducted by [22] indicated that there is significant differences between Self Esteem and marital status in students of Islamic azad university of Ahwaz , Iran . The sample was 200 students which divided to couple and single students . This

finding is in consonance with [23] . Researchers presented A literature review of the relation between religiousness and Self Esteem . along with new analyses from a large data base. It is found that there is significantly differences with respect to religion ( Christianity ) and Self Esteem. These results are found to be robust after controlling for sociodemographic characteristics. Hence the finding of this study is similar with the current study and it support the present result .

## **V. MAJOR FINDINGS**

**The findings of the study are presented under the following headlines :**

- [1] It was found that Foreign students showed higher Self Esteem as compared to Indian students in this study.
- [2] There was no significant differences between boys and girls with respect to Self Esteem .
- [3] Results also showed that there was statistically significant differences as regard to Self Esteem and age , educational qualification, marital status , level of sociability ,birth order, socioeconomic status and religion .
- [4] The results presented that Foreign students who were between age range 20-25 and 25-30 showed a higher Self Esteem as compared to Indian students .
- [5] It was states that Foreign students who were doing master qualification showed higher Self Esteem than Indian students .
- [6] It was observed that Foreign students who were single showed higher Self Esteem as compared to single Indian students.
- [7] The results illustrated that Foreign students who never go to any parties and the Foreign students who frequently go to any parties showed higher Self Esteem as compared to Indian students in the same groups .
- [8] It was concluded that Foreign students who were more than third child showed higher Self Esteem as compared to Indian students in the same group .
- [9] It was found from the study that Foreign students who belong to middle socioeconomic status showed a higher Self Esteem as compared to Indian students in the middle socioeconomic status .
- [10]The results presented that Christian Foreign students showed higher Self Esteem as compared to Indian students in according to this hypothesis.
- [11]

## **VI. CONCLUSION**

Concluded based on the findings of this study that Foreign students showed higher Self Esteem as compared to Indian students . The study found that there were no significant differences between boys and girls with respect to Self Esteem .On the other hand the study depicts that there were statistically significant differences as regard to Self Esteem and age , educational qualification, marital status , level of sociability ,birth order, socioeconomic status and religion . Hence the Foreign students who were between age range 20-25 and 25-30 showed a higher Self Esteem as compared to Indian students and further the Foreign students who were doing master qualification showed higher Self Esteem than Indian students . And also it was observed that the Foreign students who were single have higher Self Esteem as compared to single Indian students. On the other hand the Foreign students who never go to any parties and the Foreign students who frequently go to any parties showed higher Self Esteem as compared to Indian students in the same groups . Also it was noticed that the Foreign students who were more than third child showed higher Self Esteem as compared to Indian students in the same group .It may be because of getting more social and Emotional experiences during their life as compared to the other child . Subsequently the Foreign students who belong to middle socioeconomic status showed a higher Self Esteem as compared to Indian students in the middle socioeconomic status . And finally the Christian Foreign students showed higher Self Esteem as compared to Indian students in according to this study.

## **VII. IMPLICATION**

1-There are several implications for the results of this study. Firstly, this study provides evidence that improvements in Self Esteem can be achieved through specific training Interventions .These findings contribute to the current Intervention training efficacy debate. This has important implications for understanding of Self Esteem.

3- The findings of study elucidate that Self Esteem can be influenced by age , educational qualification, marital status, level of sociability, birth order , religion and socioeconomic status . Therefore the results can be benefit for using at psychological counseling services and also it is a good background for the other therapists to find out an effective solution as regards to enhancing Self Esteem and Emotional Intelligence as regards to the clients.

4- The other implication of this study is to help the psychologists for getting a good case history based on the Effective factors on Self Esteem ( age, gender , nationality , educational qualification, marital status , level of sociability ,birth order, socioeconomic status and religion ) as regards to the current research .

### **VIII. RECOMMENDATION**

- [1] Future study should have greater consideration in assessing the social cultural factors influencing Self Esteem .
- [2] On the basis of the findings measures can be taken to study elderly as regards to Self Esteem.
- [3] The investigative study focused exclusively on four main universities in Hyderabad ; thus there is a need future study to be directed toward other universities or even industrial companies and Behavioural Sciences organizations. Hence application of this research should take different places. By conducting this research in various locations , more reliable results would be garnered and Indian students across geographic locations would be targeted.
- [4] Future researches need to ask the question as to whether or not the role of parents , schools , life styles , childhood milestone on Reinforcement and/or debilitation of Self Esteem .
- [5] Media can be used to develop the necessary of Self Esteem by putting up audio/video training programs on the basic tenets.
- [6] It would be interesting to make comparative study on Self Esteem between urban and rural students.
- [7] Needs to ask the role of quality of life on Self Esteem in the future studies . .

### **REFERENCES**

- [1] Pervin, 1989).Self Esteem ( SE) is a personal judgment of worthiness
- [2] Podesta (2001) Self Esteem is appreciating one's own worth and importance and having the character to be accountable for oneself and to act responsibly towards others
- [3] Hamlyn ( 1983)self esteem and self concept .
- [4] Baumeister, RF, Smart, L, Boden, JM (1997) Relation of Threatened Egotism to Violence and Aggression: The Dark Side of High Self Esteem. *Psychological Review* 103, pp. 5-33.
- [5] S Mercer (2008). From the Top Down: Self Esteem and Self-Evaluation, *Cognition and Emotion* 15, pp. 615-631.
- [6] Rosenberg (1979) self-concept as a descriptive construct,
- [7] Harter ( 1996) Self Esteem with more evaluative statements.
- [8] Mann, Hosman, Schaalma, & De Vries, 2004). Self Esteem is a central concept that is related to academic achievement, social functioning and psychopathology of children and adolescents.
- [9] Donders & Verschueren, 2004) children with low Self Esteem are usually less accepted by their peers
- [10] Beck, Brown, Steer, Kuyken, & Grisham, 2001; Muris, Meesters, & Fijen, 2003) low Self Esteem is related to child psychopathology, including anxiety depression and eating pathology .
- [11] Muris, Meesters, V. de Blom, & Mayer, 2005; Stice, 2002) self esteem and evaluative statements .
- [12] J. M. Crocker and Jennifer (2000) the study on Race and self-esteem: Meta-analyses comparing Whites, Blacks, Hispanics, Asians, and Indians .
- [13] American Psychological Association, Washington, D.C ( 2011 ) the Difference in Women's and Men's Self-Esteem in Youth and Early adulthood .
- [14] R. Yasemin, Erol ( 2010 ) pparents, teachers and counselors may overlook self-esteem problems in male adolescents and young men because of the widespread belief that men have higher self-esteem than women have.
- [15] Bano, Nasreen, Zaema R. Ahmad, and Amena Z. Ali. (2013). Relationship of Self Esteem and social anxiety: A comparative study between male and female.
- [16] I Leybold , Johnson ( 2011 ) contrary to popular belief, there is no significant difference in women and men's self-esteem .
- [17] Kling, K. C. Hyde and J. Shibley (1999) gender differences in global self-esteem.
- [18] Robins , Richard W, Kali H, Tracy, Jessica L, Gosling, Samuel D ( 2002 ) the study on Global self-esteem across the life span which published in American Psychological Association .
- [19] J. M. Twenge ( 2000 ) a study on Age and Birth Order Differences in Self-Esteem .
- [20] Pascarella , Ernest T, Terenzini, Patrick T ( 2008 ) the study with respect to Self Esteem and socioeconomic status presented
- [21] K. Durkin and G. Conti (2008) the students who have high level of sociability showed higher Self Esteem but the students who have shyness showed low Self Esteem .
- [22] S. Zamani and M. Matinzadeh (2012) Self Esteem and marital status in students of Islamic azad university of Ahwaz , Iran .
- [23] M. J. Donahue and P. L. Benson ( 1995) A literature review of the relation between religiousness and Self Esteem . along with new analyses from a large data base.